



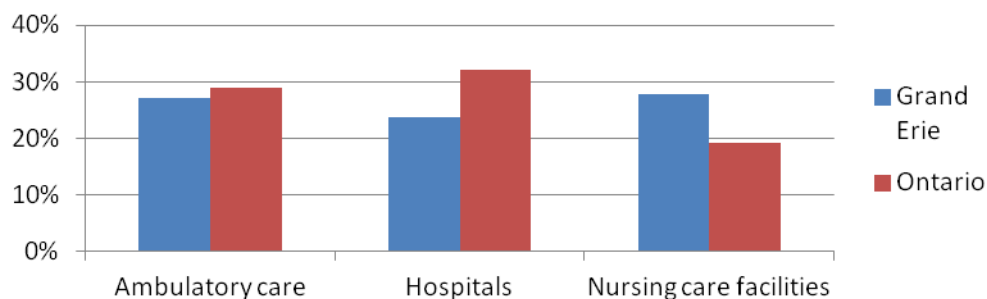
# Workforce Focus

## Workforce Development Board of Grand Erie

### Health Care in Grand Erie

#### Health Care Employment Composition by Sub-Sector

Grand Erie, 2006



In Grand Erie, the number of people employed in health care sectors is at par with the provincial average for Ontario. Although, employment in the nursing care facilities subsector is 9% higher in Grand Erie than across the province. In the nursing care facilities subsector, 74% of workers are considered prime working age, that is, between 25-54 years of age, most have attained a college diploma and the median income is \$34,711.

#### FAST FACTS

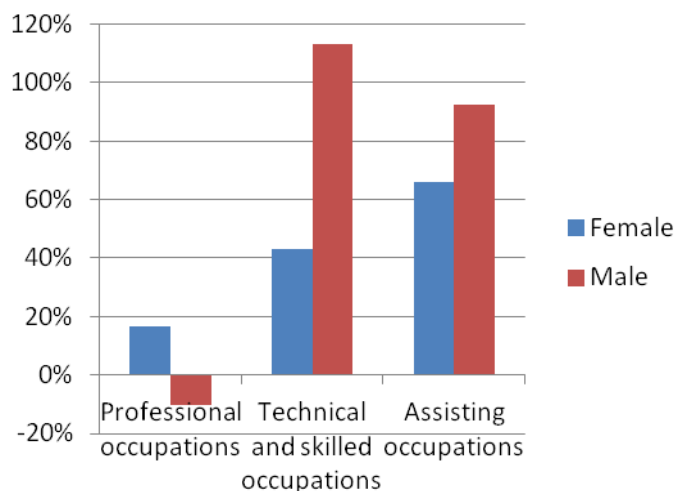
- Employment in nursing care facilities is 9% higher in Grand Erie than the provincial average
- 87% of health care workers are female in this region
- From 2005 - 2010, employment has increased 28% in the Brantford CMA making this industry the second largest employer in this region

Source: Statistics Canada, 2006 Census, Labour Force Survey

Source: Statistics Canada, 2006 Census

#### Gender Distribution Among Health Occupations

Grand Erie, 2001-2006

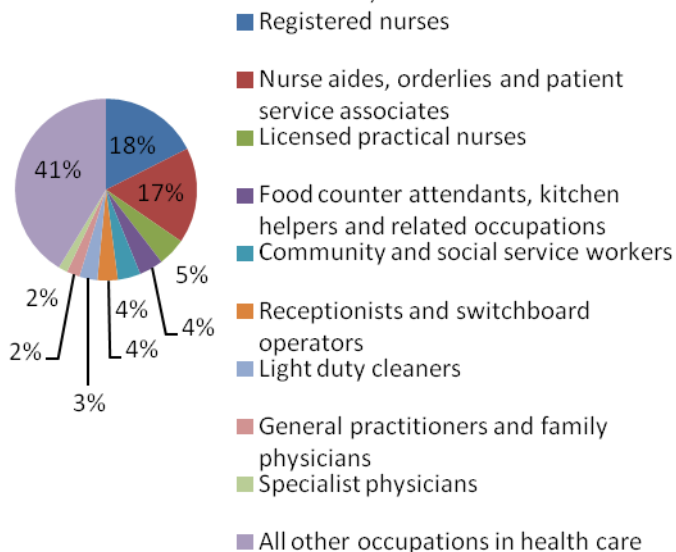


From 2001 to 2006 the number of female physicians declined by 18% compared to 2% growth among males. Conversely, within the broader occupational group of professional occupations in health (including physicians, optometrists, pharmacists, etc.), the number of female workers has increased by 8% over this period.

Source: Statistics Canada, 2001 and 2006 Census

#### Health Care Occupational Composition

Grand Erie, 2006

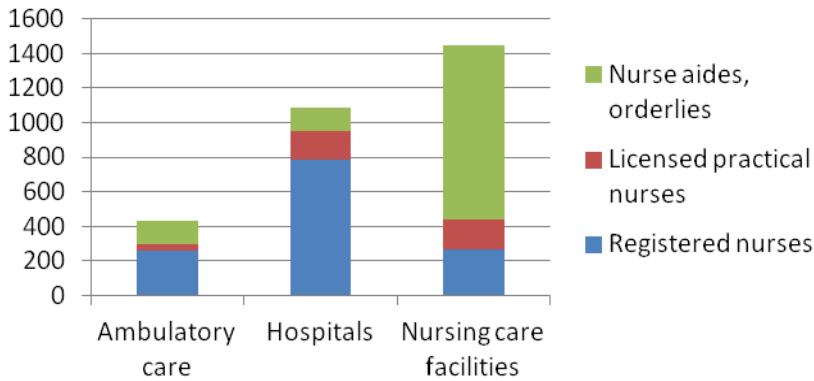


In Grand Erie, registered nurses and nurse aides or orderlies show the highest concentration of employment in the health care industry. General practitioners and specialist physicians represent 4% of employment in this sector.

Source: Statistics Canada, 2006 Census

### Distribution of nurse aides, orderlies, licensed practical nurses, registered nurses

Grand Erie, 2006

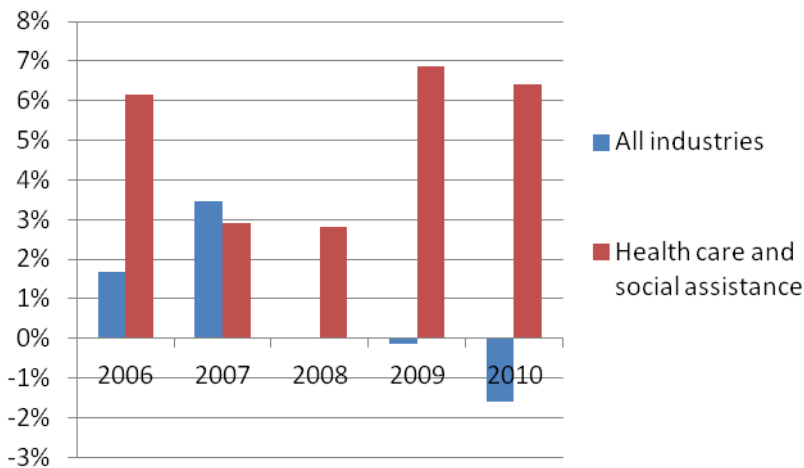


The chart above illustrates the distribution of nurse aides or orderlies, licensed practical nurses, and registered nurses. The chart also highlights the different proportions of these occupations in each subsector of health care in Grand Erie. These three occupations reflect the potential for entry-level occupations to advance to higher skilled and better paid occupations. Many employers support continuous learning opportunities wherein nurse aides or orderlies can gain the necessary skills and education needed to transition to registered nurse occupations.

Source: Statistics Canada, 2006 Census

### Health Care Employment Growth

Brantford CMA, 2005-2010



Since 2005, employment has increased by 28% in the Brantford CMA. In 2009 employment growth peaked, rising 7% from the previous year and in 2010 this industry employed over 8,000 people in this region. Additionally, the health care and social assistance industry is the second largest employer in the Brantford CMA, after to the trade industry.

Source: Statistics Canada, Labour Force Survey

### Nursing

Nurses make up the largest proportion of health workers in Ontario. Whether in hospitals, home care or nursing care facilities, they play an integral role in the health care system. Since 2001, the largest increase in employment has been among nurse aides, orderlies (NAO) while registered nurses (RN) and licensed practical nurses (LPN) have grown at a much slower pace.

This aligns with the recruitment issues experienced in this sector across the province. The need to control costs has led to personnel substitutions, as less qualified and less well-paid employees are replacing the more qualified and better-paid.

Source: Statistics Canada, Human Resources and Skills Development Canada, 2005

### General Practitioners and Specialist Physicians

The shortage of physicians and other health professionals is one of the most significant challenges facing our health care system today. Moreover, it is anticipated that the province will experience further decreases in the number of family physicians and specialists over the next decade.

### Developments in Ontario's Physician Assistant Program

In 2008 McMaster University launched Ontario's first civilian physician assistant education program. The University of Toronto opened a PA Education Program in 2010 and other programs are now available across the country.

The help provided by physician assistants (PAs) will help reduce wait times and help ensure the right care is provided. The Ministry of Health and Long-Term Care supports employment of PAs across the province by providing financial support to employers of PA graduates. High priority areas include: emergency medicine, primary care and general internal medicine facilities.

PA education programs provide a career path for entry level health care professionals to gain the necessary skills to advance in this industry.

For more information visit the Canadian Association of Physician Assistants website, [www.caopa.net](http://www.caopa.net).

Source: Health Force Ontario, 2010